


NON-INSULATED FEMALE DISCONNECTS

Specifications

- **Terminal Material:** Brass
- **Plating:** Electro Tin Plated




Ordering Information:

Wire Range AWG / mm ²	NTE Part Number	Dimensions inch(mm)						
		NEMA Tab	B	L	F	E	D	d1
NEW 22 – 18 AWG 0.5 – 1.5mm ²	76-FD22	.032 x .250 (0.8 x 6.4)	.260 (6.6)	.630 (16.0)	.311 (7.9)	.197 (5.0)	.106 (2.7)	.067 (1.7)
	76-FD22-110	.032 x .110 (0.8 x 2.8)	.126 (3.2)	.531 (13.5)	.252 (6.4)	.197 (5.0)	.106 (2.7)	.067 (1.7)
	76-FD22-187	.032 x .187 (0.8 x 4.8)	.197 (5.0)	.551 (14.0)	.256 (6.5)	.197 (5.0)	.106 (2.7)	.067 (1.7)
	76-FD22-187-2	.020 x .187 (0.5 x 4.8)	.197 (5.0)	.551 (14.0)	.256 (6.5)	.197 (5.0)	.106 (2.7)	.067 (1.7)
NEW 16 – 14 AWG 1.5-2.5mm ²	76-FD16	.032 x .250 (0.8 x 6.4)	.260 (6.6)	.630 (16.0)	.311 (7.9)	.197 (5.0)	.130 (3.3)	.091 (2.3)
	76-FD16-110	.032 x .110 (0.8 x 2.8)	.126 (3.2)	.531 (13.5)	.252 (6.4)	.197 (5.0)	.130 (3.3)	.091 (2.3)
	76-FD16-187	.032 x .187 (0.8 x 4.8)	.197 (5.0)	.551 (14.0)	.256 (6.5)	.197 (5.0)	.130 (3.3)	.091 (2.3)
NEW 12 – 10 AWG 4-6mm ²	76-FD12	.032 x .250 (0.8 x 6.4)	.260 (6.6)	.630 (16.0)	.311 (7.9)	.236 (6.0)	.177 (4.5)	.134 (3.4)

PVC FULLY INSULATED FEMALE DISCONNECTS

Specifications

- **Maximum Electrical Rating:** 300 Volts
- **Maximum Temperature:** +75°C
- **Terminal Material:** Brass
- **Plating:** Electro Tin Plated
- **Insulated Material:** Vinyl (PVC)



Ordering Information:

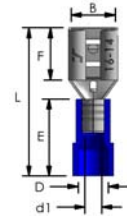
Wire Range AWG / mm ²	NTE Part Number	Dimensions inch(mm)						
		NEMA Tab	B	L	F	E	D	d1
22 – 18 AWG 0.5 – 1.5mm ²	76-FIFD22-110	.032 x .110 (0.8 x 2.8)	.126 (3.2)	.768 (19.5)	.252 (6.4)	.394 (10.0)	.157 (4.0)	.067 (1.7)
	76-FIFD22-187	.032 x .187 (0.8 x 4.8)	.197 (5.0)	.768 (19.5)	.256 (6.5)	.394 (10.0)	.157 (4.0)	.067 (1.7)
	76-FIFD22-250	.032 x .250 (0.8 x 6.4)	.260 (6.6)	.866 (22.0)	.311 (7.9)	.394 (10.0)	.157 (4.0)	.067 (1.7)
16 – 14 AWG 1.5-2.5mm ²	76-FIFD16-187	.032 x .187 (0.8 x 4.8)	.197 (5.0)	.827 (21.0)	.256 (6.5)	.394 (10.0)	.177 (4.5)	.091 (2.3)
	76-FIFD16-250	.032 x .250 (0.8 x 6.4)	.260 (6.6)	.866 (22.0)	.311 (7.9)	.394 (10.0)	.177 (4.5)	.091 (2.3)
12 – 10 AWG 4-6mm ²	76-FIFD12-250	.032 x .250 (0.8 x 6.4)	.260 (6.6)	.984 (25.0)	.311 (7.9)	.512 (13.0)	.217 (5.5)	.134 (3.4)

NYLON INSULATED FEMALE DISCONNECTS



Specifications

- **Maximum Electrical Rating:** 300 Volts
- **Maximum Temperature:** +105°C
- **Terminal Material:** Brass
- **Plating:** Electro Tin Plated
- **Insulated Material:** Easy Entry Nylon



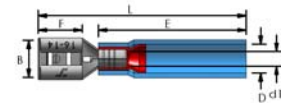
Ordering Information:

Wire Range AWG / mm ²	NTE Part Number	Dimensions inch(mm)						
		NEMA Tab	B	L	F	E	D	d1
22 – 18 AWG 0.5 – 1.5mm ²	76-NIFD22-110	.032 x .110 (0.8 x 2.8)	.126 (3.2)	.768 (19.5)	.252 (6.4)	.433 (11.0)	.161 (4.1)	.067 (1.7)
	76-NIFD22-187	.032 x .187 (0.8 x 4.8)	.197 (5.0)	.787 (20.0)	.256 (6.5)	.433 (11.0)	.161 (4.1)	.067 (1.7)
	76-NIFD22-250	.032 x .250 (0.8 x 6.4)	.260 (6.6)	.866 (22.0)	.311 (7.9)	.433 (11.0)	.161 (4.1)	.067 (1.7)
16 – 14 AWG 1.5-2.5mm ²	76-NIFD16-110	.032 x .110 (0.8 x 2.8)	.126 (3.2)	.768 (19.5)	.252 (6.4)	.433 (11.0)	.189 (4.8)	.091 (2.3)
	76-NIFD16-187	.032 x .187 (0.8 x 4.8)	.197 (5.0)	.787 (20.0)	.256 (6.5)	.433 (11.0)	.189 (4.8)	.091 (2.3)
	76-NIFD16-250	.032 x .250 (0.8 x 6.4)	.260 (6.6)	.866 (22.0)	.311 (7.9)	.433 (11.0)	.189 (4.8)	.091 (2.3)
12 – 10 AWG 4-6mm ²	76-NIFD12-250	.032 x .250 (0.8 x 6.4)	.260 (6.6)	.943 (24.0)	.311 (7.9)	.512 (13.0)	.256 (6.5)	.134 (3.4)

HEAT SHRINK INSULATED FEMALE DISCONNECTS

Specifications

- **Waterproof**
- **Maximum Electrical Rating:** 300 Volts
- **Shrink Temperature:** +150°C
- **Operating Temperature:** -10° to +105°C
- **Terminal Material:** Brass
- **Plating:** Electro Tin Plated
- **Reinforcement Sleeve:** Double Crimp C Type Sleeve
- **Insulated Material:** Heat Shrinkable Tube



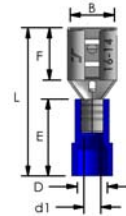
Ordering Information:

Wire Range AWG / mm ²	NTE Part Number	Dimensions inch(mm)						
		NEMA Tab	B	L	F	E	D	d1
22 – 18 AWG 0.5 – 1.5mm ²	76-HIFD22	.032 x .250 (0.8 x 6.4)	.260 (6.6)	1.417 (36.0)	.311 (7.9)	1.043 (26.5)	.177 (4.5)	.067 (1.7)
16 – 14 AWG 1.5-2.5mm ²	76-HIFD16	.032 x .250 (0.8 x 6.4)	.260 (6.6)	1.417 (36.0)	.311 (7.9)	1.043 (26.5)	.217 (5.5)	.091 (2.3)
12 – 10 AWG 4-6mm ²	76-HIFD12	.032 x .250 (0.8 x 6.4)	.260 (6.6)	1.417 (36.0)	.311 (7.9)	1.043 (26.5)	.315 (8.0)	.134 (3.4)

PVC INSULATED FEMALE DISCONNECTS

Specifications

- **Maximum Electrical Rating:** 300 Volts
- **Maximum Temperature:** +75°C
- **Terminal Material:** Brass
- **Plating:** Electro Tin Plated
- **Insulated Material:** Vinyl (PVC)



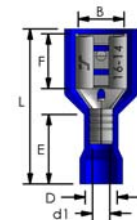
Ordering Information:

Wire Range AWG / mm ²	NTE Part Number	Dimensions inch(mm)						
		NEMA Tab	B	L	F	E	D	d1
<i>NEW</i> 22 – 18 AWG 0.5 – 1.5mm ²	76-IFD22-110	.032 x .110 (0.8 x 2.8)	.126 (3.2)	.728 (18.5)	.252 (6.4)	.394 (10.0)	.157 (4.0)	.067 (1.7)
<i>NEW</i>	76-IFD22-187	.032 x .187 (0.8 x 4.8)	.197 (5.0)	.748 (19.0)	.256 (6.5)	.394 (10.0)	.157 (4.0)	.067 (1.7)
<i>NEW</i>	76-IFD22-250	.032 x .250 (0.8 x 6.4)	.260 (6.6)	.827 (21.0)	.311 (7.9)	.394 (10.0)	.157 (4.0)	.067 (1.7)
<i>NEW</i> 16 – 14 AWG 1.5–2.5mm ²	76-IFD16-110	.032 x .110 (0.8 x 2.8)	.126 (3.2)	.728 (18.5)	.252 (6.4)	.394 (10.0)	.177 (4.5)	.091 (2.3)
<i>NEW</i>	76-IFD16-187	.032 x .187 (0.8 x 4.8)	.197 (5.0)	.748 (19.0)	.256 (6.5)	.394 (10.0)	.177 (4.5)	.091 (2.3)
<i>NEW</i>	76-IFD16-250	.032 x .250 (0.8 x 6.4)	.260 (6.6)	.827 (21.0)	.311 (7.9)	.394 (10.0)	.177 (4.5)	.091 (2.3)
<i>NEW</i> 12 – 10 AWG 4–6mm ²	76-IFD12-250	.032 x .250 (0.8 x 6.4)	.260 (6.6)	.925 (23.5)	.311 (7.9)	.492 (12.5)	.217 (5.5)	.134 (3.4)

NYLON FULLY INSULATED FEMALE DISCONNECTS

Specifications

- **Maximum Electrical Rating:** 300 Volts
- **Maximum Temperature:** +105°C
- **Terminal Material:** Brass
- **Plating:** Electro Tin Plated
- **Insulated Material:** Easy Entry Nylon



Ordering Information:

Wire Range AWG / mm ²	NTE Part Number	Dimensions inch(mm)						
		NEMA Tab	B	L	F	E	D	d1
<i>NEW</i> 22 – 18 AWG 0.5 – 1.5mm ²	76-NFIFD22	.032 x .250 (0.8 x 6.4)	.260 (6.6)	.866 (22.0)	.311 (7.9)	.413 (10.5)	.165 (4.2)	.067 (1.7)
<i>NEW</i> 16 – 14 AWG 1.5–2.5mm ²	76-NFIFD16	.032 x .250 (0.8 x 6.4)	.260 (6.6)	.866 (22.0)	.311 (7.9)	.413 (10.5)	.193 (4.9)	.091 (2.3)
<i>NEW</i> 12 – 10 AWG 4–6mm ²	76-NFIFD12	.032 x .250 (0.8 x 6.4)	.260 (6.6)	.965 (24.5)	.311 (7.9)	.512 (13.0)	.256 (6.5)	.134 (3.4)