

Cube Timers – Interval On


RLY240 Series



Knob Adjustable, AC or DC,
Interval On, Solid State,
Universal Cube Timer.

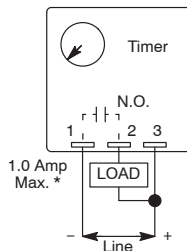
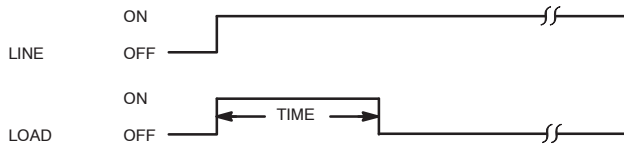
Features

- 2 x 2 Industry Standard Package
- 19–288 Volts AC or DC Operation
- .2 to 8 Minutes Timing Range
- $\pm 0.5\%$ Repeat Accuracy
- Transient Protected
- CMOS Digital Timing
- .250" Quick Connect Terminals
- Encapsulated Construction



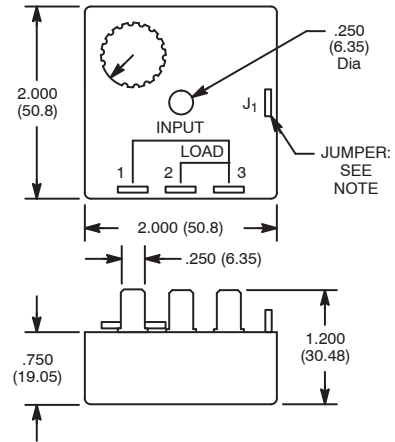
OPERATION

INTERVAL ON– The relay energizes and timing begins when the input voltage is applied. At the end of the time delay period the relay will de-energize. Reset is accomplished by removing, then reapplying the input voltage.



* For higher current applications connect a switching relay in series with timer in place of load.

D69



NOTE: 19–40 V AC or DC
Cut J₁ for 40–288 V AC, DC

Ratings and Specifications

Input Operating Voltage Range (Line):

Jumper J₁ Not Cut: 19–40 V DC or AC

Jumper J₁ Cut: 40–288 V DC or AC

AC Operating Frequency: 50/60 Hz

Switch Configuration: Solid State, SPST

Switching Current (Load): 40mA Amp min., 1 Amp max.

Timing Adjustment Range: 0.2 to 8 minutes

Repeat Accuracy: $\pm 0.5\%$

Reset Time: 100ms Max.

Expected Life (Electrical): 100,000,000 operations @ rated load

Operating Temperature: -20° to $+80^{\circ}$ C

Storage Temperature: -40° to $+85^{\circ}$ C

Dielectric Breakdown Voltage Between All Elements: 1500V_{rms}

Transient Protection: 1500 V for 150 μ s

Mounting: One #8 or #10 Screw